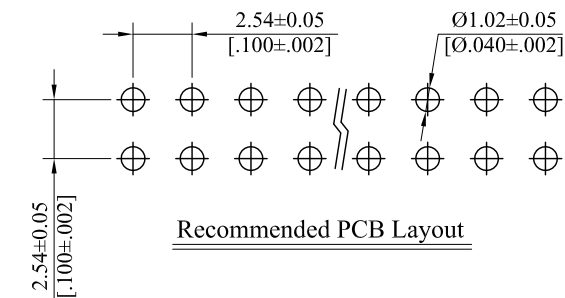
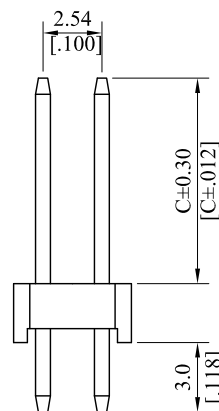
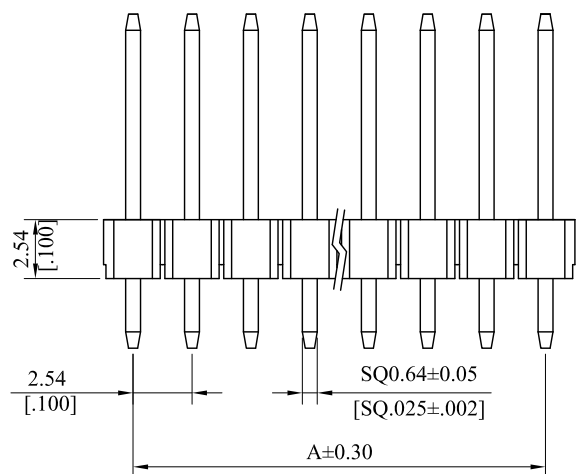
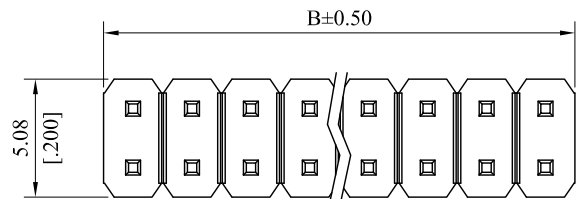


RoHS COMPLIANT

CUSTOMER DRAWING			
REV.	ECO. NO.	DESCRIPTION	DATE
D	ES031012		
E	ES060321		
F	ES071009		
G	ES101238		
H	ES120710		
I	ES170803	Material: PBT→PA6T	2017.08.02



Material:  
Insulator: PA6T, UL94V-0,Black  
Contact: Brass

General Part Number:  
2558P \*\* \* \* 00  
1 2 3

1.No.of circuits(02~80)

2.Plating

T= Tin plated 120u"min. over 30u" min. Nickel underplating overall  
 U= Gold flash over 30u" min. Nickel underplating overall  
 W= 15µ"min. Gold over 30µ" min. Nickel underplating overall  
 Z= 30µ"min. Gold over 30µ" min. Nickel underplating overall  
 F= Selective Gold flash on contact area over 30µ" min. Nickel underplating overall, Tin plated on solder tails  
 J= 15µ"min. Selective Gold on contact area over 30µ" min. Nickel underplating overall, Tin plated on solder tails  
 K= 30µ"min. Selective Gold on contact area over 30µ" min. Nickel underplating overall, Tin plated on solder tails

3.Pin Length options:

A: Dim.C=6.26mm    B: Dim.C=7.26mm  
 C: Dim.C=8.86mm    D: Dim.C=5.86mm

A=2.54mm \*No.of spaces

B=A+2.54mm

TOLERANCE UNLESS OTHERWISE SPECIFIED			LEOCO CORPORATION <a href="http://www.leoco.com.tw">http://www.leoco.com.tw</a>		
mm	mm	inch	APPROVED BY:	DATE:	TITLE:
[inch]			Chard	2017.08.02	2.54 Pitch Pin Header
			CHECKED BY:	DATE:	
1 PLACE	± 0.30	± ---	Angel	2017.08.02	PART NO.: 2558P****00
2 PLACES	± 0.20	± .012	Spring	2017.08.02	
3 PLACES	± 0.10	± .008			
4 PLACES	± ---	± .004			
ANGULAR ±1°			SIZE:	SCALE:	DRAWING NO.:
			A3	1:1	255826S
					REV.:
					I
					SHEET:
					1 OF 1