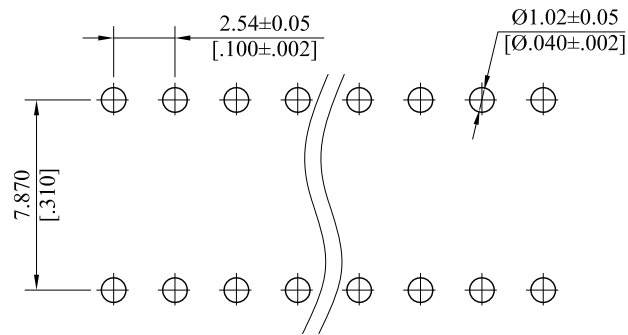
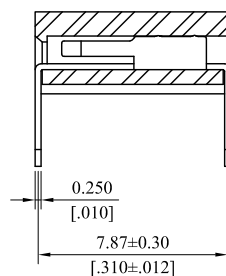
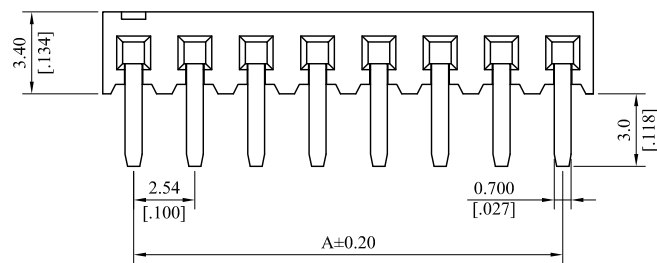
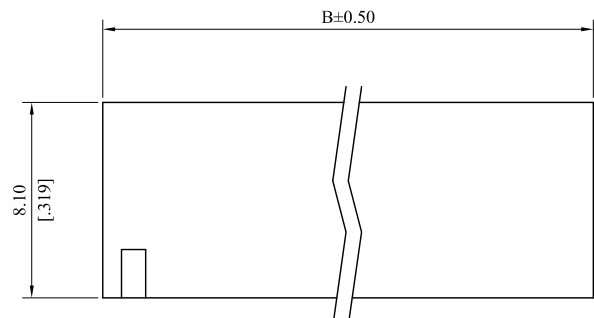


RoHS COMPLIANT

CUSTOMER DRAWING			
REV.	ECO. NO.	DESCRIPTION	DATE
A	DWG. REL.	APPROVED	
C	ES980201		
D	ES050740		
E	ES071009		
F	ES101242		
G	ES191203	D-3: 1.2→1.02	2019.12.03



Recommended P.C.B Layout

Material:

Insulator: Thermoplastic, UL94V-0, Black
Contact: Phosphor Bronze

General Part Number:
2554S $\frac{**}{1} \frac{*}{2}$ 000

- No. of circuits (02~40)
- Plating

T= Tin plated 120u" min. over 30u" min. Nickel underplating overall
U= Gold flash over 30u" min. Nickel underplating overall
W= 15u" min. Gold flash over Nickel underplating overall
Z= 30u" min. Gold flash over Nickel underplating overall

A= 2.54mm *No. of spaces
B= A+2.54mm

TOLERANCE UNLESS OTHERWISE SPECIFIED			LEOCO CORPORATION http://www.leoco.com.tw	
mm	mm	inch	APPROVED BY:	DATE:
[inch]			Chard	2019.12.03
1 PLACE	± 0.30	± ---	CHECKED BY:	DATE:
2 PLACES	± 0.20	± .012	Angel	2019.12.03
3 PLACES	± 0.10	± .008	DRAWN BY:	DATE:
4 PLACES	± ---	± .004	Spring	2019.12.03
ANGULAR ±1°			SIZE:	SCALE:
			A3	1:1
			TITLE: 2.54mm Pitch Socket	
			PART NO.: 2554S***000	
			DRAWING NO.:	REV.:
			255401S	G
			SHEET:	
			1 OF 1	