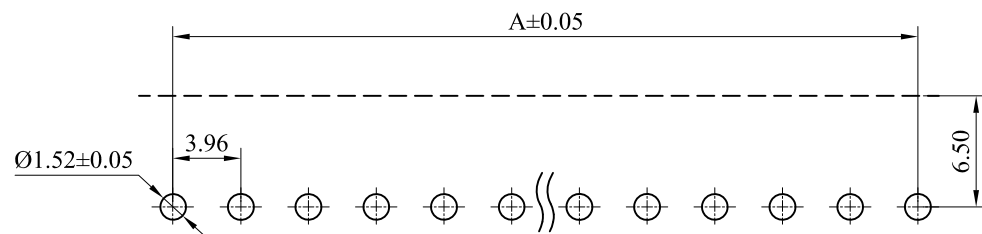
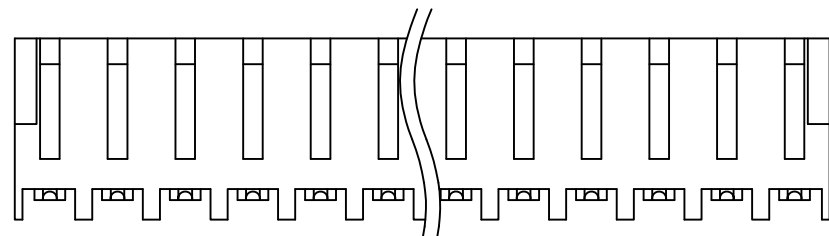
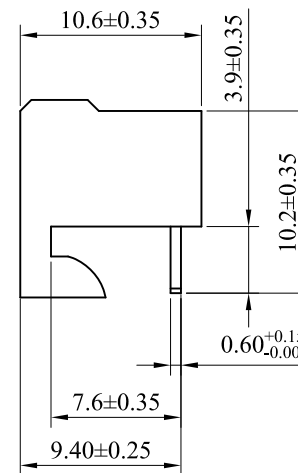
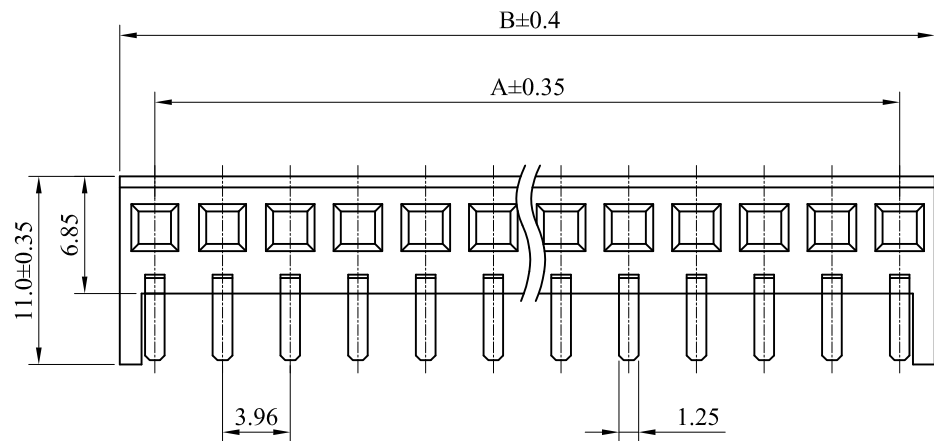


REV.	ECO. NO.	DESCRIPTION	DATE
A	DWG. REL.	APPROVED	
B	ES050401		
C	ES060111		
D	ES101224		
E	ES180801	B-2 Area: Change 3.96±0.05 to 3.96±0.15	2018.08.03
F	ES220808	B-1 Area F1: 11.00±11.00±0.35, C-2 Area F1: 10.2±10.2±0.35, B-4 Area 10.60±10.60±0.35, B-6 Area 9.9±9.9±0.35, C-3 Area 3.96±3.96±0.35, C-4 Area 9.50±9.50±0.25	2022.08.05



PCB LAYOUT

Note:

Material:
Insert: Thermoplastic, UL94V-2, White
Contact: Brass

General part number:

3963S ** H * 00
1 2

1.No. of circuits. (02~15)

2. Plating:

- 0= Tin plated 120μ" min. over 30μ" min. Nickel overall
- U= Gold flash over 30u" min. Nickel overall

A=3.96mm *No. of Spaces

B=A+4.10mm

TOLERANCE UNLESS OTHERWISE SPECIFIED			LEOCO CORPORATION http://www.leoco.com.tw		
mm	mm	inch	APPROVED BY: Chard	DATE: 2022.08.05	TITLE: 3.96mm PITCH PCB CONNECTOR
1 PLACE	± 0.30	± ---	CHECKED BY: Spring	DATE: 2022.08.05	PART NO.: 3963S**H*00
2 PLACES	± 0.20	± ---	DRAWN BY: Janey	DATE: 2022.08.05	
3 PLACES	± 0.10	± ---	SIZE: A3	SCALE: 1:1	DRAWING NO.: 396303S
4 PLACES	± ---	± ---	ANGULAR ±1°		REV.: F
					SHEET: 1 OF 1