

*** 7621 Series ***

Ordering Information :

7621 - 08 08 * S
1 2

RoHS COMPLIANT

Material:

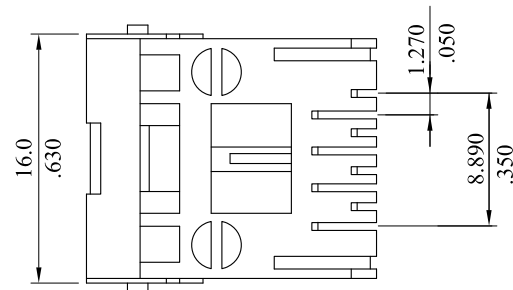
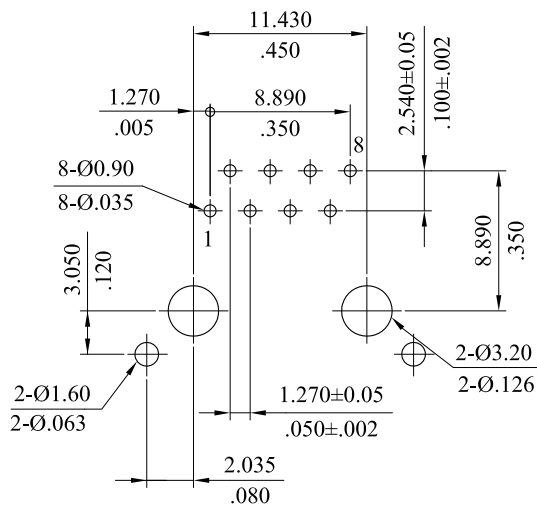
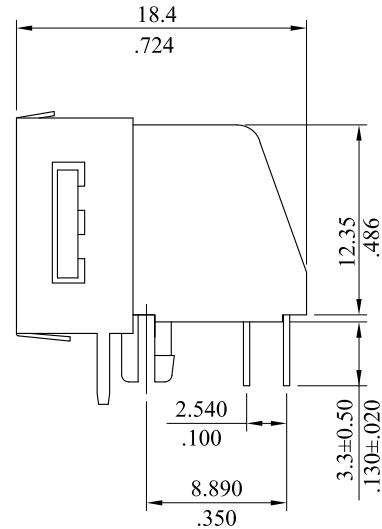
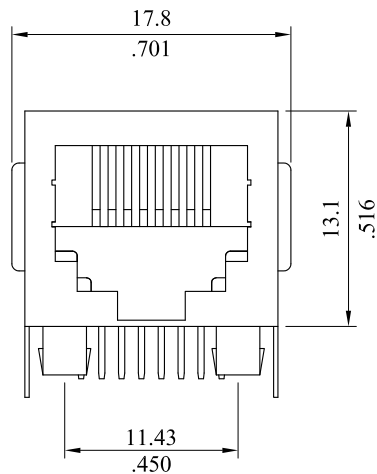
* Insulator: UL94V-0 PBT

* Contact: Phosphor Bronze

1. Contact plating:

- F=Selective gold flash on contact area over 30μ" min. nickel overall
- E=4-6μ" Selective gold on contact area over 30μ" min. nickel overall
- J=15μ"min. Selective gold on contact area over 30μ" min.nickel overall
- K=30μ"min.Selective gold on contact area over 30μ" min. nickel overall
- L=50μ"min. Selective gold on contact area over 30μ" min. nickel overall

2. S = With metal shell



Recommended PCB Hole Pattern

| | | | | | | | | | | |
|------|----------|------|------|-------------------------|---|-----------------------|---------------------------------|------|-------|------|
| G | ES120308 | | | LECO CORPORATION | APPROVED: BRADY | PART NO.: 7621-0808*S | | | | |
| F | ES101221 | | | | GENERAL TOLERANCES: (UNLESS SPECIFIED) | DATE: | TITLE: PCB Mount Telephone Jack | | | |
| E | ES071028 | | | | CHECKED: ANGEL | DRAWING NO.: 762110S | | | | |
| D | ES050802 | | | | DATE: | DRAWN: JIAO | | | | |
| A | DWG REL | | | | DATE: 12.03.07 | DATE: 12.03.07 | | | | |
| REV. | ECO. NO. | CHG. | APP. | | | UNITS | SCALE | SIZE | SHEET | REV. |
| | | | | | | mm / inch | 2:1 | A4 | 1/1 | G |
| | | | | | ANGULAR ± (1°) | | | | | |